



# MAKE A COLOURFUL TIGER MASK

The tiger is the biggest, the most iconic, and one of the most endangered of all the big cats. They can make a huge range of sounds including growls, roars, moans, snarls, chuffs, hisses and gasps – probably to communicate to other tigers. Why not share your love for these incredible creatures by making your own colourful tiger mask and let everyone hear your mighty roar!



## What you need

- Our tiger mask template
- A collection of recycled cardboard packaging
- Scissors
- Crayons or colourful marker pens
- Colourful tissue paper
- PVA glue
- Hole punch (or knitting needle)



30 mins



all ages



indoor fun

## Instructions



1. Print out your mask template.
2. Stick the template to some card (we find an old cereal box works well!)
3. Cut around your mask – remember to cut out the eye holes.
4. Punch holes (or ask an adult to help you use a knitting needle safely) where the black circles are marked and add some string or elastic to keep your mask in place.
5. Decorate your mask using colourful crayons, paint or marker pens. You might choose to use some colourful tissue paper or recycled fabric to make it unique!
6. Why not add whiskers with pipe cleaners or curly paper?
7. Now your mask is complete, let us hear you roar!



HAVE FUN!

SHARE  
YOUR LOVE FOR THESE  
INCREDIBLE BIG CATS  
BY MAKING YOUR OWN  
COLOURFUL TIGER  
MASK

# MAKE A COLOURFUL TIGER MASK



## GET SOCIAL:

We're a social bunch here at WWF, so we'd love to hear from you on social media. Please share your 'green' stories and activities with us on Facebook, Twitter or Instagram using the hashtag **#WearItWild @wwf\_uk**

Learn more about our work and how you can get involved:  
**[wwf.org.uk/youngpeople](http://wwf.org.uk/youngpeople)**



For a future where people and nature thrive | [wwf.org.uk](http://wwf.org.uk)

© 1986 panda symbol and ® "WWF" Registered Trademark of WWF. WWF-UK registered charity (1081247) and in Scotland (SC039593). A company limited by guarantee (4016725)





# TIGER KEY RING

The beautiful, awe-inspiring tiger is one of our planet's most iconic animals. But wild tiger numbers dropped by more than 95% since the beginning of the 20th century. Now, for the first time in conservation history, their numbers are on the increase.

We aim to help double the number of wild tigers to over 6,000 by 2022 – the next Chinese year of the tiger. Help celebrate tigers with these fun craft ideas.



Use your tiger keyring with pride and as a talking point to inform people about tigers and some of the reasons that they are endangered. Tell them how they can become a tiger protector too!



40 minutes



all ages




indoor fun

## What you need

- Beads
- Key ring loop
- Cotton / string
- Pens
- Recycled materials

## What to do

1. Make a knot on the end of the cotton or string
2. Thread beads onto the string; why not choose alternate orange and black beads to make tiger stripes?
3. Decorate wooden beads with tiger stripes or Tx2



## Top tips

Use recycled items to make alternative beads... you could cut shapes from an old plastic bottle, fold paper to make beads or cut small pieces of fabric into rolls to add to your keyring...

## GET SOCIAL:

We're a social bunch here at WWF, so we'd love to hear from you on social media. Please share your 'wild' stories and activities with us on Facebook, Twitter or Instagram using the hashtag **#WearItWild @wwf\_uk**

Learn more about our work and how you can get involved:  
[wwf.org.uk/youngpeople](http://wwf.org.uk/youngpeople)



For a future where people and nature thrive | [wwf.org.uk](http://wwf.org.uk)

© 1986 panda symbol and ® "WWF" Registered Trademark of WWF. WWF-UK registered charity (1081247) and in Scotland (SC039593). A company limited by guarantee (4016725)





WWF

FOR YOUR WORLD

# LION MASK

Powerful and majestic, the king of the beasts has no natural predators. But unthinkable, African lion numbers have plummeted by over 40% in the last three generations, due to loss of living space and conflict with people. Help celebrate these incredible big cats by creating your very own recycled lion mask!

## What you need

- A collection of recycled cardboard packaging
- Colourful tissue paper
- Sugar paper
- PVA glue
- Strong glue or tape

## DID YOU KNOW?

Lions are the most sociable of all big cats.



45 mins



6-10 yr olds



Indoor fun

## Instructions

1. Collect some recycled materials and packaging. Egg boxes, milk bottles and cereal boxes all work well.
2. Arrange your recycled materials until you have made a lion face. Use a picture of a lion to help you.
3. Stick down the lion features with strong glue and leave to dry.
4. Have fun decorating with pieces of colourful tissue and other craft materials. Make your lion mask as colourful as you like!
5. Cut strips of sugar paper and wrap them around a pencil. Hold them there for a minute and unfurl. Repeat this and then glue the curly strips to your lion mask along with some wool to create a dramatic mane. Roarsome!



## GET SOCIAL:

We're a social bunch here at WWF, so we'd love to hear from you on social media. Please share your 'green' stories and activities with us on Facebook, Twitter or Instagram using the hashtag #WearItWild @wwf\_uk

Learn more about our work and how you can get involved:  
[wwf.org.uk/youngpeople](http://wwf.org.uk/youngpeople)



For a future where people and nature thrive | [wwf.org.uk](http://wwf.org.uk)

© 1986 panda symbol and © "WWF" Registered Trademark of WWF. WWF-UK registered charity (1081247) and in Scotland (SC039593). A company limited by guarantee (4016725)